

Let's make

There's no need to buy up all the masks when you can make your own.

a mask!



Be smart when buying products!



Fuji Consumer Life Center
character Fujimaro

Material (Making time:15 ~ 30minutes)

- 1 . The face...30cm×20cm
- 2 . The back...25cm×20cm
※ gauze, bleached cloth, etc.
- 3 . Rubber to make mask
...adults35cm ~、 children 25cm ~
※ you can make it with soft strings and stockings instead of rubber.

In Fuji city, we promote SDGs

SUSTAINABLE DEVELOPMENT GOALS



Making a mask is an activity to achieve target NO.3 and NO.12

[target NO. 3] Good health and well-being.
[target NO.12] Responsible consumption, production.



The instruction to make a mask (For all size)

*The paper pattern of mask are three types.

(1)adult size, (2)small size (boys to women), (3)kids size (5 ~ 9 year olds)

1

Cut the face along the paper pattern of mask.



2

Stitch each face with their right sides facing each other.



3

Press seam allowance open by iron.



4

Face the front and the back with their right sides facing each other, and stitch the top and bottom of them.



5

Make slits from the top and bottom of stitch to 2mm.




6

Turn it inside out and prepare by using iron.



7

Fold both of corners in three about 1.5cm each and press by using iron.



8

Stitch the corners to make the path for the (rubber) strings.



9

Thread through the (rubber) strings.



10

That's all. Congratulations!
You can use it again if you wash it after using.



Our activities make our future.

If someone buys up all the masks, the anxiety of those who cannot purchase them increases, causing further buying up action. This could prevent people in need from getting one.

We consumers should correct factual information, think about "what we can do" carefully and let's act responsibly.

富士市役所3階北側

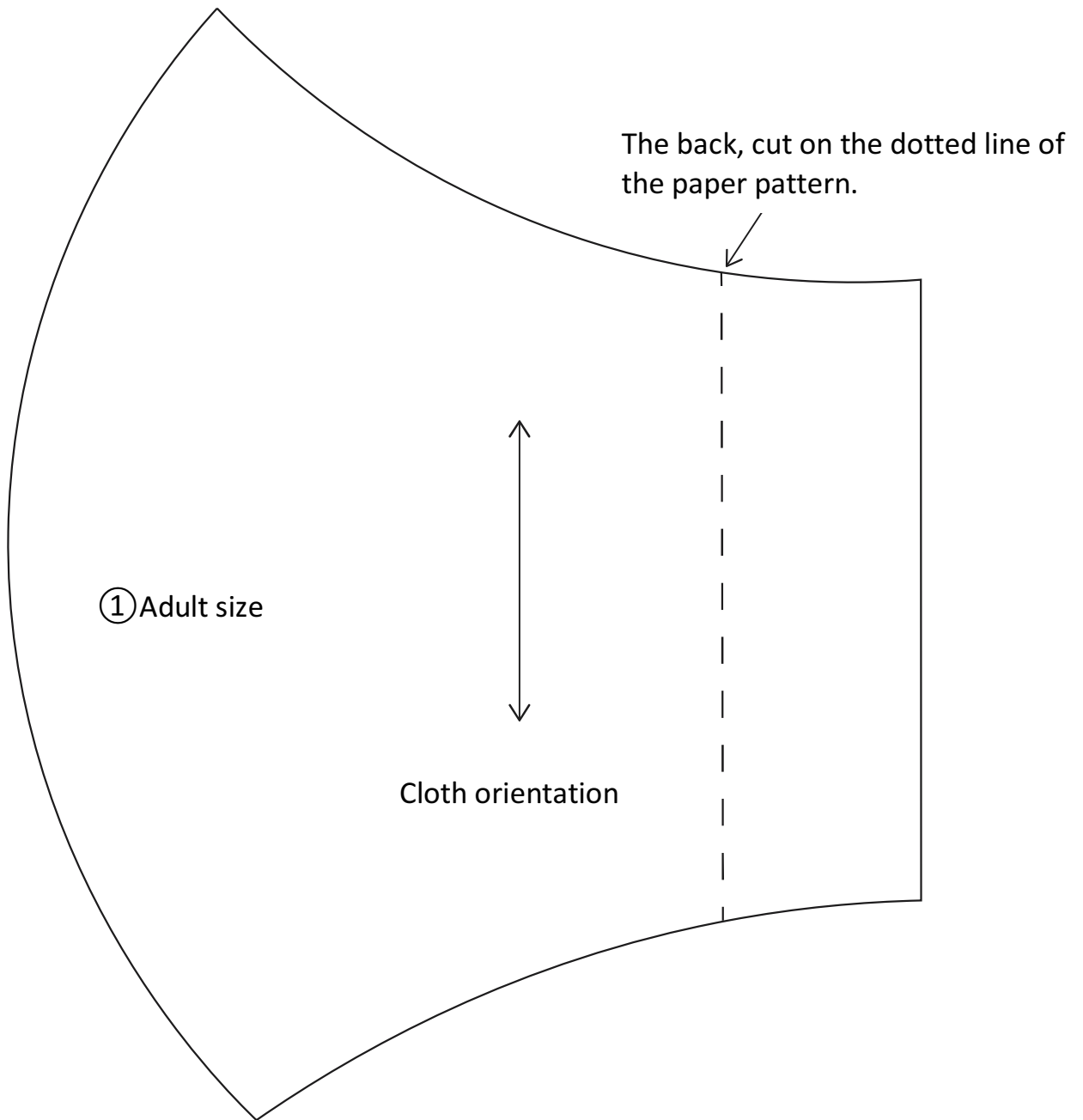
市民安全課

Translation cooperation:
Shizuoka prefectural Yoshiwara High School International Course
翻訳協力：静岡県立吉原高等学校 国際科

The paper pattern of 3Dmask

① Adult size

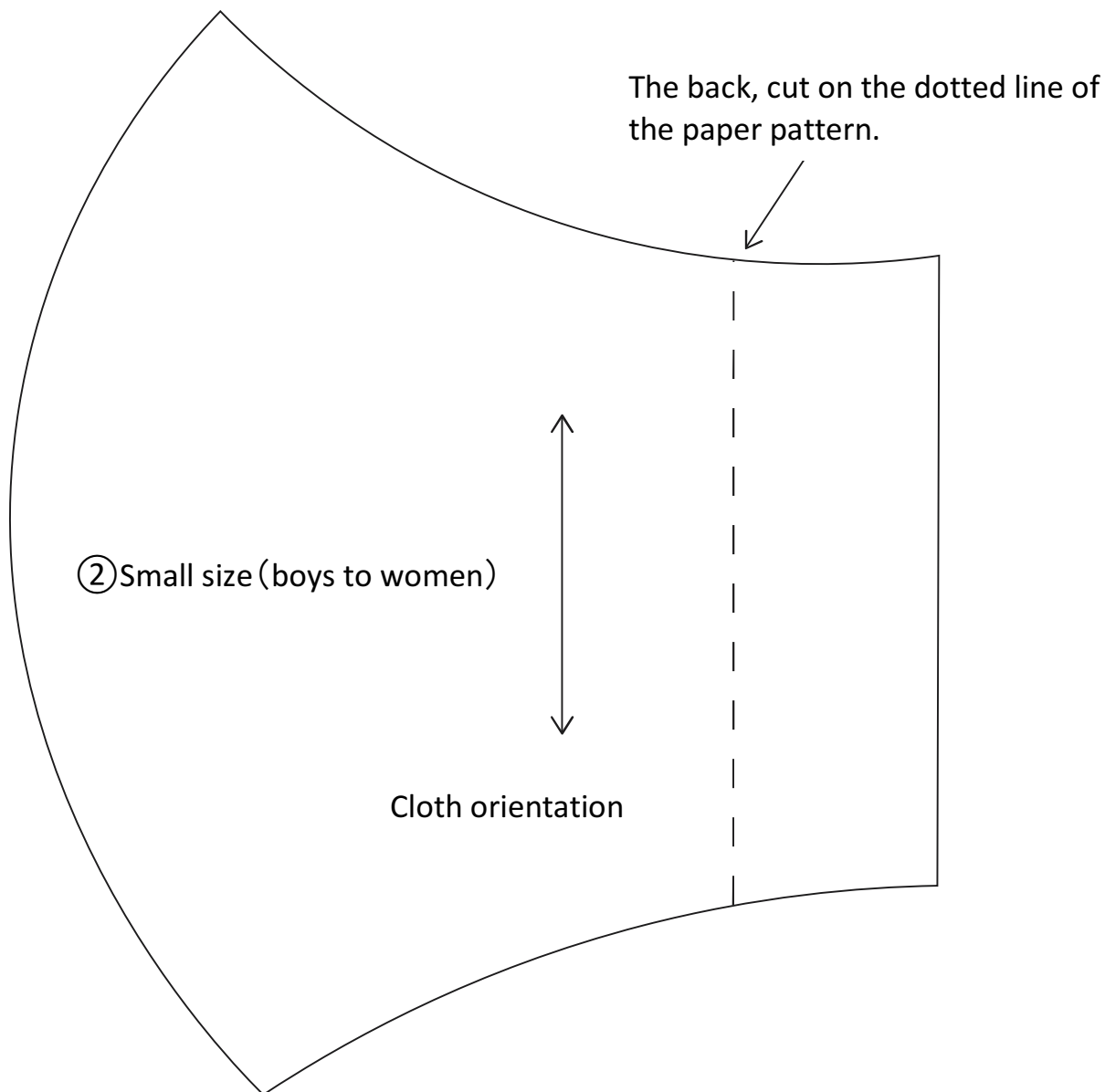
※縫い代 1cm を含んでいます。



The paper pattern of 3Dmask

② Small size (boys to women)

※縫い代 1cm を含んでいます。



The paper pattern of 3Dmask

③ Kids size (5~9year olds)

※縫い代 1cm を含んでいます。

